

Accessing the BJA 28 CFR Part 23 Online Training Through the FBI Law Enforcement Enterprise Portal (LEEP)

28 CFR Part 23 Online Training

To access the LEEP "Sign In" page, go to: <https://www.cjis.gov/CJISEAI/EAIController>

Enter your username

LEEP
LAW ENFORCEMENT ENTERPRISE PORTAL

Enter your username:

☒ Password ☐ Token

[Sign In](#)

[Forgot Password](#)

[Certificate Users](#) [Apply for an Account](#)

You are accessing a U.S. Government information system, which includes this computer, this computer network, all computers connected to this network, and all devices and/or storage media attached to this network or to a computer on this network. This information system is provided for U.S. Government-authorized use only. Unauthorized or improper use of this system may result in disciplinary action, and civil and criminal penalties. By using this information system, you understand and consent to the following: You have no reasonable expectation of privacy regarding any communications transmitted through or data stored on this information system. At any time, the government may monitor, intercept, search and/or seize data transiting or stored on this information system. Any communications transmitted through or data stored on this information system may be disclosed or used for any U.S. Government-authorized purpose.

WARNING! The use of publicly accessible computers (e.g. libraries, airports, cafes, hotels, etc.) to access this information system is unauthorized. This type of usage may result in the involuntary dissemination of information to unauthorized entities. Data may be left on this computer resulting in the next person using this machine the ability to view your data.

Sign in

Select the “Sign In” button to be taken to this page where a password can be entered



LEEP

LAW ENFORCEMENT ENTERPRISE PORTAL



You are signing in as **USERNAME**

Please Note: When leaving the Law Enforcement Enterprise Portal your identity information will be shared with each service/system you are accessing.

Please validate that the following image and caption match what was entered during initial sign-up. If this isn't the image you selected then please abort.

YOUR
IMAGE

“YOUR PHRASE”

If so, please enter your password:

My password

Check to ensure your
username, image,
and phrase are all
correct and then
enter your password.

Rules of Behavior Last Acknowledged:

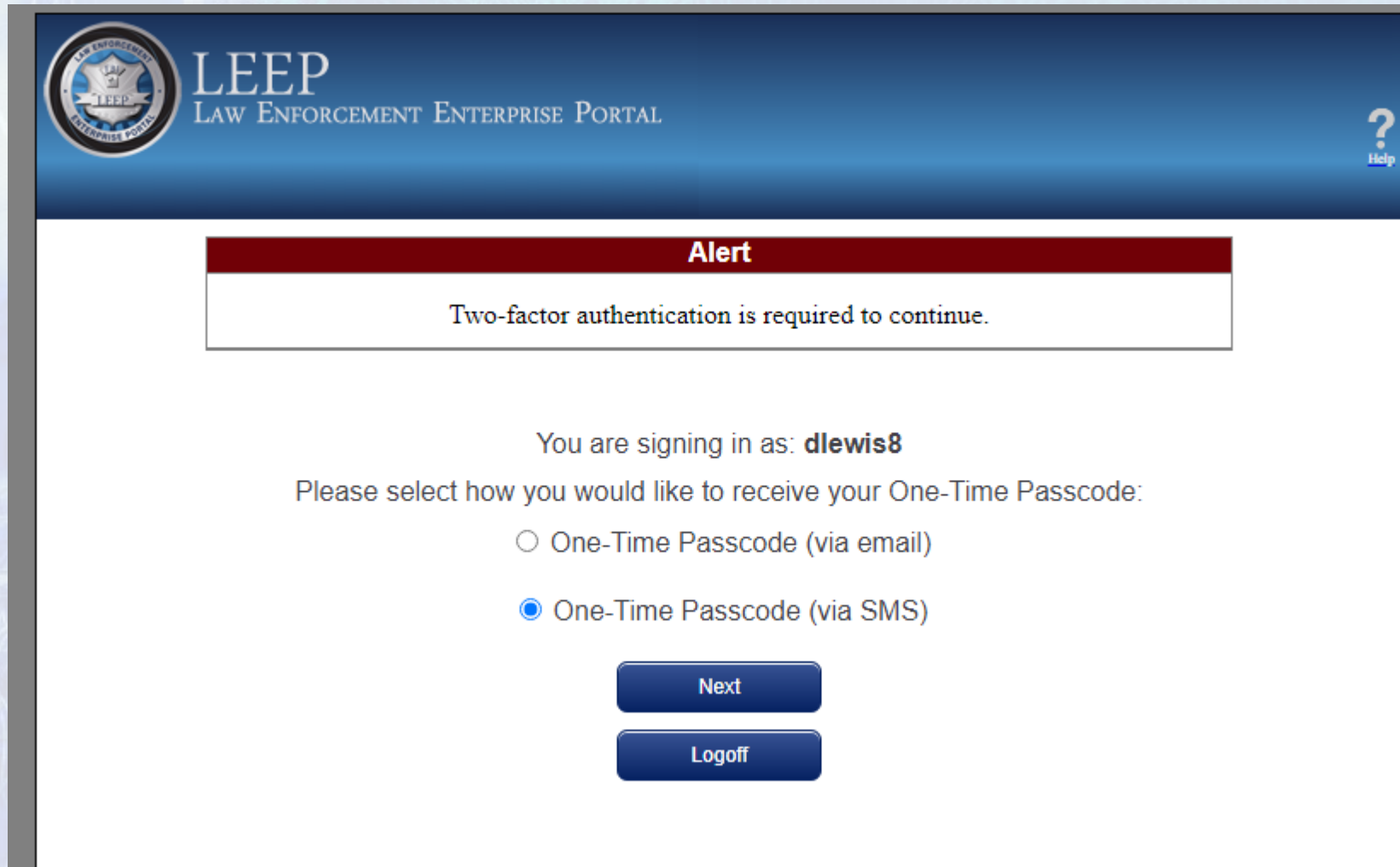
2015-10-14 09:05:49

Sign In


Cancel

Forgot password

Signing in to LEEP will require a two-factor authentication that will be sent by email or text message



The screenshot shows the LEEP Law Enforcement Enterprise Portal login interface. At the top left is the LEEP logo, which includes a police badge icon and the text "LEEP LAW ENFORCEMENT ENTERPRISE PORTAL". At the top right is a "Help" link with a question mark icon. Below the header is a red alert bar with the text "Alert" and "Two-factor authentication is required to continue." Below the alert bar, the text "You are signing in as: **dlewis8**" is displayed. Below this, the text "Please select how you would like to receive your One-Time Passcode:" is shown. There are two radio button options: "One-Time Passcode (via email)" and "One-Time Passcode (via SMS)". The "One-Time Passcode (via SMS)" option is selected. At the bottom are two buttons: "Next" and "Logoff".

 **LEEP**
LAW ENFORCEMENT ENTERPRISE PORTAL

[? Help](#)

Alert

Two-factor authentication is required to continue.

You are signing in as: **dlewis8**

Please select how you would like to receive your One-Time Passcode:

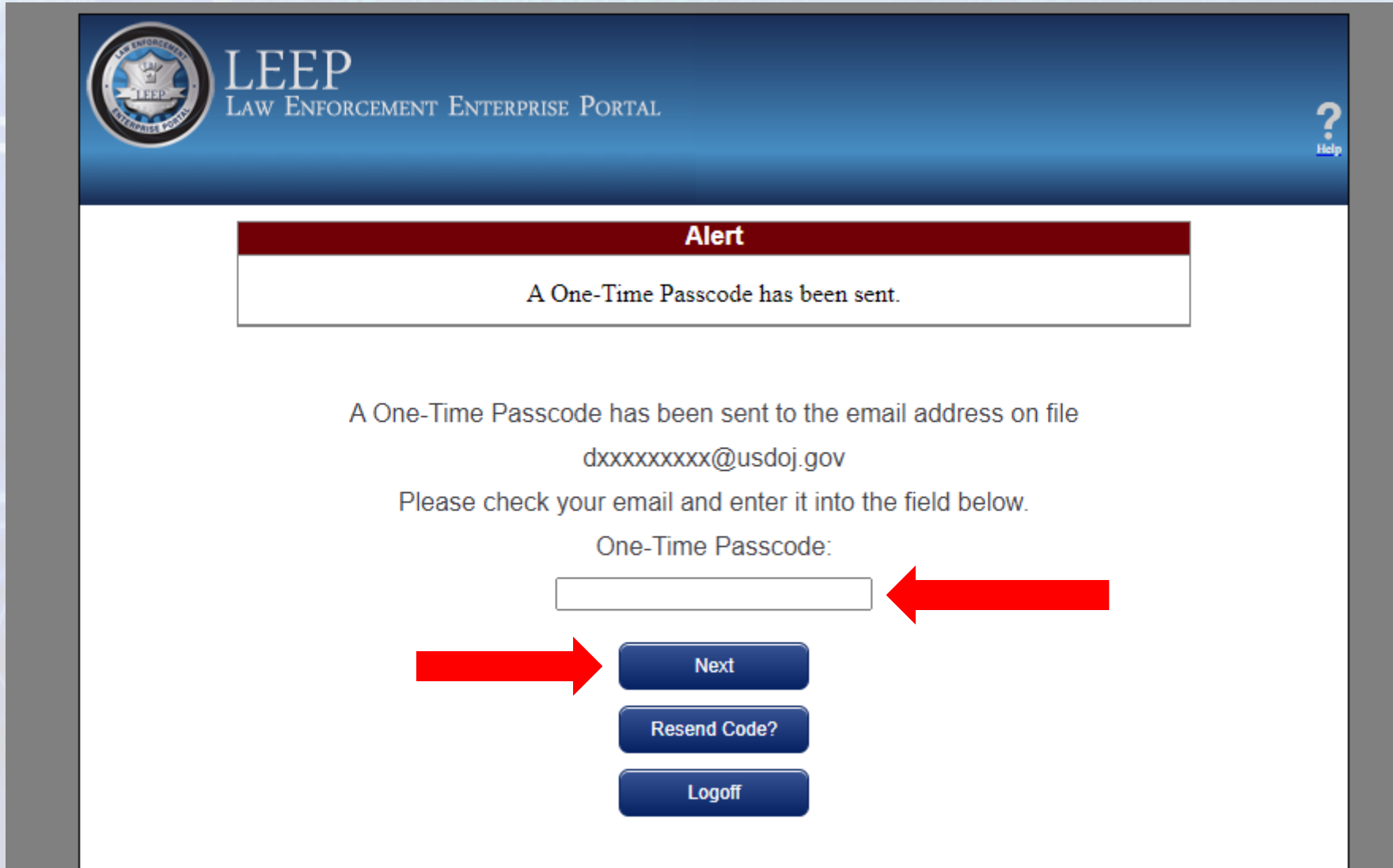
☐ One-Time Passcode (via email)


☒ One-Time Passcode (via SMS)

Next

Logoff

Enter the one-time passcode to complete the sign-in process



 **LEEP**
LAW ENFORCEMENT ENTERPRISE PORTAL [? Help](#)



Alert

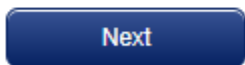
A One-Time Passcode has been sent.


A One-Time Passcode has been sent to the email address on file
dxxxxxxx@usdoj.gov


Please check your email and enter it into the field below.

One-Time Passcode:

 **Next**

 **Resend Code?**

 **Logoff**



SERVICES

Enter terms to search services

Filter by category



RISC



National Gang
Intelligence Center



@leo.gov Email



Active Shooter

LATEST NEWS



Tech Alert # 201119: Thanksgiving

Nov 20, 2020



New look for IC3 site

Oct 14, 2020

Once logged into LEEP, scroll down (using the scroll bar) to locate the "RISS" icon

Select the "RISS" icon



NDCAC



NIBRS Collection
Application



Protective
Intelligence
eXchange



Relativity



RISSNET



Scrap Theft Alert



Special Interest
Group



Teleporter



TXMAP



Violent Criminal
Apprehension
Program



Virtual Command
Center



ECheck



National Data
Exchange (N-DEX)



VALOR

upload/download files.

[READ MORE](#)

WANT TO BE A LEEP PARTNER?

[Click here for more information.](#)

RSS NEWS FEED

Missing Children Alert Cases

- Missing: Shandrea Craft (GA)
- Missing: Brooklyn Netherton (NC)
- Missing: Kalie Cruz-Leal (TX)
- Missing: Mariana Garza (WI)
- Missing: Davontay Spillman-Phifer (TX)

More: Missing: Isalah Garcia (MA)
Missing: Lorena Dominguez (TX) Missing: Jamon Cheatham (SC)

LAST LOGIN

2020-11-27 08:13:29 Successful
from 149.101.1.114

2019-10-30 10:06:36 Unsuccessful
from 149.101.1.114
163 Day(s) until your password will expire.

This will bring the user to the RISSNET Portal, which will provide access to the 28 CFR Part 23 online training

The screenshot displays the RISSNET Portal interface. At the top, the user is identified as David Lewis, LEO. The portal features a sidebar with several sections: 'Welcome', 'Resources', and 'Favorites'. The 'Resources' section is expanded, showing a list of links: 'Federated Partners', 'Investigative', 'Training', and 'Utilities'. A red arrow points to the 'Training' link. A black callout box with white text is overlaid on the right side of the 'Resources' section, stating: 'Select the "Training" link to display the 28 CFR Part 23 training, which is the first option listed under the "Training" category'. The 'Favorites' section at the bottom shows three icons: 'Home', '28CFR Part 23 Training', and 'NMVTIS'. The main content area on the left shows a 'Welcome' message and a 'Quick Reference Guide' link.

David Lewis
LEO

Welcome

Overview

Welcome to the new RISSNET Home Page. The new card-based design gives you the flexibility to display RISS content that is useful to you.

We have created some resources below to assist you in using the home page.

Quick Reference Guide

Featured Videos

Resources

- > Federated Partners
- > Investigative
- > Training
- > Utilities

Favorites

- Home
- 28CFR Part 23 Training
- NMVTIS

Select the "Training" link to display the 28 CFR Part 23 training, which is the first option listed under the "Training" category



David Lewis
LEO



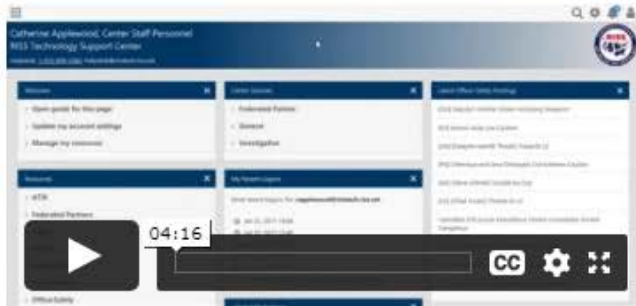
Welcome



Overview

Welcome to the new RISSNET Home Page. The new card-based design gives you the flexibility to display RISS content that is useful to you.

We have created some resources below to assist you in using the home page.



[Quick Reference Guide](#)

Featured Videos

Resources



> Federated Partners

> Investigative

> Training

[28CFR Part 23 Training](#)



Select the link to the 28 CFR Part 23 training

> Utilities

Favorites



Home



NMTIS

This will bring the user to the 28 CFR Part 23 Online Training page

28 CFR PART 23 Online Training

TRAINING RESOURCES FAQs NCIRC

Welcome to the Bureau of Justice Assistance's (BJA) online 28 CFR Part 23 training program. The website have been refreshed.

Training

This training program consists of five modules. **Before beginning the training, review the [Training Instructions](#) to ensure the best user experience.** These include important technical recommendations for the best module performance and information on user completion statuses and certificates of completion.

[+ Show Instructions](#)

You completed 0 of 5 courses

NOTE: There are five modules in the training. All modules must be completed to receive a certificate.

Select "Show Instructions" to display the training instructions (expanded on the next slide)

The Training Instructions drop-down topic expanded for reference

- Hide Instructions

Training Instructions

1. **Agency information**—Prior to taking the training, users are encouraged to familiarize themselves with the following agency information to better understand how to implement regulation requirements within their agency.
 - The agency's policies and procedures
 - The agency's standard definitions of need to know and right to know
2. **Technical specifications**—Training modules incorporate the use of graphics and video. To ensure the best experience, refer to the following recommended technical specifications:
 - **Web Browsers:** Use the most current version available. Google Chrome, Microsoft Edge, and Apple Safari are preferred. Internet Explorer is no longer supported.
 - **Internet Speed:** A solid and fast broadband internet connection will reduce buffering and time spent waiting for content to load.
 - **Devices:** Laptops or desktop computers provide the best format for viewing the modules. While the training can be completed on a mobile device, such as a smartphone or tablet, not all mobile devices are compatible with the training platform. Outdated devices or operating systems may also affect performance.
3. **Completion of modules**—Please complete each module in the order shown.
 - **Self-Paced Completion:** Modules are self-paced, allowing users to complete them in multiple sessions.
 - **Locked Module Topics:** A topic menu is located on the left-hand side of each module's viewing window. Menu items are locked until the user views that topic in its entirety. Once the topic has been viewed, users may reselect the topic to review the information again before moving on to other topics or to the module quiz.
 - **Completion Statuses:** After each module is completed and the system processes the completion status, a check mark will appear next to that module. If a check mark does not appear, refresh the page.



- **Quizzes:** Each module contains a brief quiz, for which users must receive a 100 percent score. For any incorrect answers, the module will provide reviews of missed content and will repeat quiz questions.
- **Exiting Modules:** To exit a module at any time, close out the browser window (select "X") to return to the training modules page. Your progress will be saved.
- **Certificate of Completion:** A certificate of completion will be earned and displayed on this page once all modules are complete with 100 percent quiz scores. If the certificate does not appear, refresh the page.

This shows the training modules (part of full training page)

NOTE: There are five modules to the training. All modules must be completed to receive a certificate.

28 CFR PART 23 Online Training

TRAINING RESOURCES FAQs NCIRC

LOG OUT











My Enrollees | David Lewis (David.P.Lewis@usdoj.gov)

Training

This training program consists of five modules. Before beginning the training, review the [Training Instructions](#) to ensure the best user experience. These include important technical recommendations for the best module performance and information on user completion statuses and certificates of completion.

[+ Show Instructions](#)

You completed 0 of 5 course modules of the current training. You have 5 modules remaining to complete.

-   **28 CFR Part 23—Introduction and Overview**
Module 1 covers the history and development of 28 CFR Part 23; its purpose; what the regulation governs; and the impact of state law, local ordinances, and other funding considerations.
Estimated time required: 30 minutes
-   **How to Comply With the Regulation**
Module 2 examines several topics related to compliance with 28 CFR Part 23. The training addresses the importance of compliance with the regulation, even if an agency is not technically required to do so by law or agency policy. It also addresses the compliance responsibilities of the intelligence project and participating agencies, project assurances, delegation of project responsibilities to participating agencies, participation agreements, and penalties for noncompliance with the regulation.
Estimated time required: 20 minutes
-   **Submission and Collection Criteria**
Module 3 covers the submission/collection criteria, types of criminal activity, what to submit, and submission of organizations as criminal subjects.
Estimated time required: 30 minutes
-   **Inquiry and Dissemination Guidelines**
Module 4 addresses the inquiry and dissemination of criminal intelligence information and examines need- and right-to-know requirements, inquiries to the intelligence system, dissemination of intelligence, and security requirements.
Estimated time required: 15 minutes
-   **Retention Issues—Review and Validation or Purge**
Module 5 provides information on the review and validation or purge requirements of 28 CFR Part 23.
Estimated time required: 15 minutes

Setting RISS as a favorite in LEEP

 **LEEP**
LAW ENFORCEMENT ENTERPRISE PORTAL

David Lewis | Log Out |

Home | News | Tools | Support | Partnered Links | JusticeConnect

LEEP Help Desk (888) 334-4536

SERVICES

Enter terms to search services | Filter by category



 RISC

 National Gang Intelligence Center

 @leo.gov Email


 Active Shooter


LATEST NEWS


-  Tech Alert # 201119: Thanksgiving
Nov 20, 2020
-  Experience the New JusticeConnect Features and Improvements!
Nov 17, 2020
-  New look for IC3 site
Oct 14, 2020


Scroll down to locate the “RISS” icon


Select the ribbon to turn it solid GREEN


 NDCAC


 NIBRS Collection Application


 Protective Intelligence eXchange


 Relativity


 SCRAP THEFT ALERT
Scrap Theft Alert


 Special Interest Group


 Teleporter


 TXMAP

 Violent Criminal Apprehension Program

 Virtual Command Center

 ECheck

 National Data Exchange (N-DEX)

 VALOR

upload/download files.

[READ MORE](#)

WANT TO BE A LEEP PARTNER?

[Click here for more information.](#)

RSS NEWS FEED

Missing Children Alert Cases


- Missing: Shandrea Craft (GA)
- Missing: Brooklyn Netherton (NC)
- Missing: Kalie Cruz-Leal (TX)
- Missing: Mariana Garza (WI)
- Missing: Davontay Spillman-Phifer (TX)

More: Missing: Isaiah Garcia (MA)
Missing: Lorena Dominguez (TX) Missing: Jamon Cheatham (SC)

LAST LOGIN

2020-11-27 08:13:29	Successful
from 149.101.1.114	
2019-10-30 10:06:36	Unsuccessful
from 149.101.1.114	
163 Day(s) until your password will expire.	

RISS will be marked as a favorite at the top of the “Services” list



The screenshot displays the LEEP Law Enforcement Enterprise Portal. The top navigation bar includes the LEEP logo, user information (David Lewis, Log Out), a search bar, and a help desk number (888) 334-4536. Below the navigation bar, the "SERVICES" section is visible, featuring a search bar and a grid of service icons. A red arrow points to the RISS icon, which is marked with a green bookmark icon. Other services shown include RISSNET, RISC, National Gang Intelligence Center, @leo.gov Email, Active Shooter, Cyber Investigation Certification Program, Cyber Shield Alliance, Digital Content Analysis Platform, drawbridge, eGuardian, eGuardian Training, and Enterprise File Transfer Service.

LEEPP
LAW ENFORCEMENT ENTERPRISE PORTAL

Home News Tools Support Partnered Links JusticeConnect

LEEPP Help Desk (888) 334-4536

SERVICES

Enter terms to search services Filter by category

RISSNET RISC National Gang Intelligence Center @leo.gov Email

Active Shooter Cyber Investigation Certification Program Cyber Shield Alliance Digital Content Analysis Platform

drawbridge eGuardian eGuardian Training Enterprise File Transfer Service

LATEST NEWS

Tech Alert # 201119: Thanksgiving Nov 20, 2020

Experience the New JusticeConnect Features and Improvements! Nov 17, 2020

New look for IC3 site Oct 14, 2020

READ MORE

LEEPP PROMOTIONAL VIDEO

USE-OF-FORCE PROMO 2020

Contact Information for Access Issues

- **Contact information for access issues**
 - Email form – [28 CFR Part 23 training issues or questions](#)
- **For issues on access with LEEP account, please contact**
 - FBI Support Center – (888) 334-4536 (toll-free domestic calls)
 - helpdesk@leo.gov
- **For issues on access with RISS account, please contact your local RISS Center**
 - MAGLOCLEN – (800) 345-1322; info@magloclen.riss.net
 - MOCIC – (800) 846-6242; info@mocic.riss.net
 - NESPIN – (508) 528-8200; info@nespin.riss.net
 - RMIN – (800) 821-0640; info@rmin.riss.net
 - ROCIC – (800) 238-7985; info@rocic.riss.net
 - WSIN – (800) 952-5258; info@wsin.riss.net